




IN-LINE LIQUID FILLER


CVC 3036-8



CVC 3036-8 with in-line configuration are really versatile fillers that easily - and inexpensively - accommodates to different bottle sizes.

STANDARD FEATURES

- Diving type filling mechanism: filling nozzles dip into bottles and move up while liquid is being filled. It features less foaming during filling.
- 8 filling stations.
- Servo driven on both volumetric pistons and nozzles.
- Flexible adjustments can meet different product characteristics and bottle shapes.
- Various speed settings of liquid filling.
- Drip tray.
- Capability of recipe storage.
- Simple and quick tech mode setup.
- Track full / track empty sensors.
- PLC control with user-friendly operation.
- Motorized single lane sanitary conveyor. customized conveyor lengths are available upon request.
- Type 304 stainless steel bin, frame, enclosure panels.
- Type 316L stainless steel contact parts.
- ISO 9001 : 2015 certified.



CVC 3036-8 Technical Specifications

No. of Filling Heads	8
Productivity	Up to 64 BPM (subject to trial confirmation)
Viscosity	2,000 cps
Applicable Size	Bottle Dia.: Ø30-110 mm (1 1/4" to 4 1/4")
	Bottle Height: 50-220 mm (2" to 8 1/2")
	Mouth Opening (I/D): Ø10-15 mm (3/8" to 5/8"), suitable for 6.5 mm (1/4") nozzle, over 15 mm (5/8") need to match 13 mm (1/2") nozzle.
Filling Range	20-1,000 ml (Need to adapt different volumetric piston pumps and proper nozzles)
Power Source	220 V, 50/60 HZ, 1 PH / 380V, 50/60 HZ, 3PH
Power Consumption	4,600 VA (220V: 25 A/ 380V: 12 A)
Air Consumption	6 bar (87 psi)
Air Pressure	50 NL/min (1.8 CFM)
Machine Dimensions (L x W x H)	3,600 x 1,040 x 2,200 mm (11'-10" x 3'-5" x 7'-3")
Machine Weight	945 kg (2,083 lbs)
Noise Level	70-75 dB

Technical data contained in this material are not binding and may be subject to change without prior notice.

TECHNICAL SPECIFICATIONS

AVAILABLE OPTIONS

- Include various sizes of volumetric pistons with fill volume capacity range from 20 ml up to 500 ml
- Shut-off nozzles
- 1-on-8 manifold pipe
- Liquid buffer/storage tanks
- 21 CFR PART 11 compliance
- OPC UA for data collection
- Bottle neck holders
- Bottle feed screw
- Bottle feed screw for handling irregular shaped containers
- Bottle mouth holder design for special applications (require to conduct our factory test)



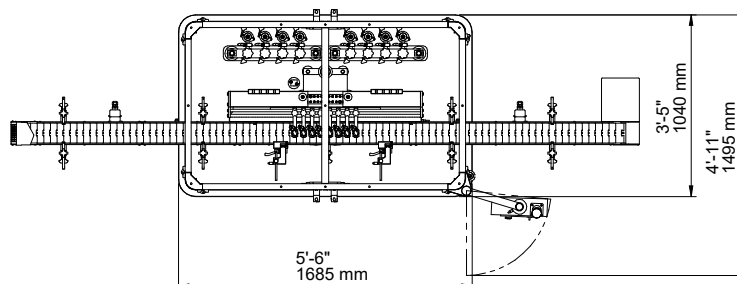
- **Bottle Mouth Holders:** The dedicated bottle holders are required when bottle mouth opening is too small to be centered and aligned with fill nozzles.



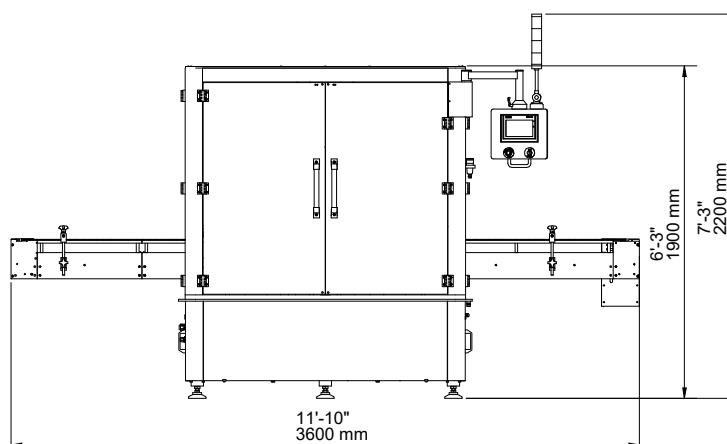
- **Shut-Off Nozzles and Drip Tray:** Shut-off nozzles are strongly recommend for liquid with low viscosity

MACHINE LAYOUTS

Top View



Front View



Technical data contained in this material are not binding and may be subject to change without prior notice.



Contact Us

USA

10861 Business Drive, Fontana, CA 92337
Phone: +1 (909) 355-0311
www.cvcusa.com ; www.cvctechnologies.com
sales@cvcusa.com

Taiwan-Asia Pacific Headquarters

Phone: +886 (4) 2496-3666
sales@cvctechnologies.com

India

Phone: +91 (22) 2562-1242, +91 (22) 2562-1243
sales@cvctechnologies.com

China

Phone: +86 (512) 8363-6368
sales@cvctechnologies.com